

ANPING TAILONG

HARDWARE&WIRE MESH PRODUCTS CO.,LTD

TLWY[®]
TaiLong Fence



PADEL TENNIS COURT PADEL COURT



Mobile:

+86-133-2318-6988
+86-153-6985-6999



Email:

Sales@fence-global.com
Sales@wiremesh-global.com



No.19, Jingsi road,
high-tech-industrialdevelopment
zone, Anping, Hebei, China



Padel Tennis Court

A plywood tennis court is an enclosed sports field system that combines the characteristics of tennis and squash. It is surrounded by tempered glass and a high-strength metal mesh structure, allowing the ball to bounce off the walls for sustained play. This product is widely used in sports clubs, commercial complexes, schools, and community sports centers, and is a rapidly growing new type of sports facility in recent years. The court foundation is crucial. It must be solid, level, and have good drainage. An atypical outdoor court requires a concrete base of at least 20–25 cm thick, with a smooth and even surface. Proper groundwork is especially important for outdoor courts to prevent sinking or water accumulation.





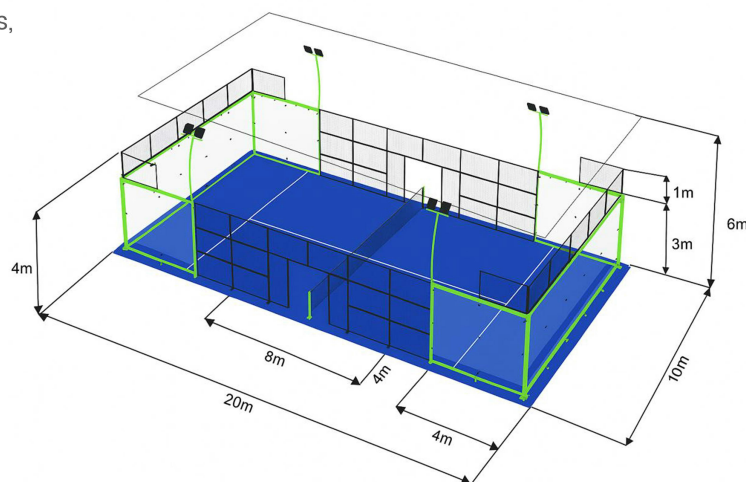
DESCRIPTION

The Standard Padel Tennis Court is engineered to meet international World Padel Tour (WPT) specifications, providing a high-performance playing environment for clubs, residential communities, sports centers, and private villas.

It features a fully welded, high-strength steel structure, tempered safety glass walls, anti-corrosion mesh panels, and professional-grade lighting systems designed for outdoor durability.

The court is designed for easy installation, structural stability, excellent visibility, and long-term weather resistance, ensuring consistent performance in all climate conditions.

This product is ideal for commercial facilities seeking a professional solution or private clients looking to enhance their luxury sports amenities.



Product Parameters

1 Court Dimensions

Length: 20 meters

Width: 10 meters

Total Playing Area: 200 m²

Standard Height: Back wall: 3–4 m

Side walls: 3 m + mesh

extension

2 Structural Frame

Material: S235 or Q235

high-strength structural steel

Surface Treatment:

1. Hot-dip galvanized
(min. 60–80 μm)

2. Exterior polyester powder coating
(min. 80 μm)

Color Options:

Black, Blue, Green, Grey

(customizable)

3 Glass Walls Material

Tempered safety glass

Thickness: 10 or 12 mm

Sizes: 3 m × 2 m, 2 m × 2 m panels

Fixings: Stainless steel brackets and
vibration-free anchors

Certifications: EN 12150 Safety Glass
Standard

4 Mesh Panels (Metal Fence)

Type: Welded anti-vibration mesh

Wire Diameter: 4–5 mm

Aperture: 50 × 50 mm or 50 × 100 mm

Corrosion Protection: HDG + powder coating

Noise Reduction: Silicone isolation mounts optional

5 Lighting System

Light Poles: 6–8 m height

Lamps: 200W–300W LED floodlights

Brightness: 500–750 lux (competition level) Energy

Efficiency: ≥ 130 lm/W

Installation: Side-mounted or corner-mounted

6 Flooring Options

1. Artificial Turf (Standard)

Pile height: 10–15 mm

Sand-filled system

UV-resistant, anti-slip

2. Acrylic Sports Flooring (Optional)

Anti-slip coating

High ball-bounce consistency

3. EPDM High-Elastic Surface (Premium)

Shock absorption 25%–35%

7 Optional Features

Indoor or outdoor roof canopy

Panoramic design (pillar-free back structure)

Super panoramic design (tournament level)

Logo printing on glass, turf, or metal frames

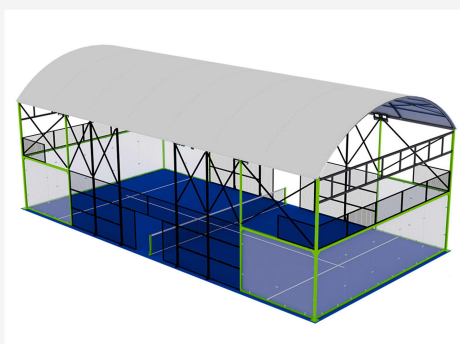
Side LED ambient lighting

Drainage gutter system

Different Types



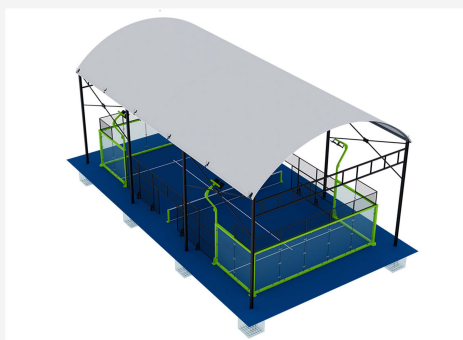
360° Full Panoramic Padel Court



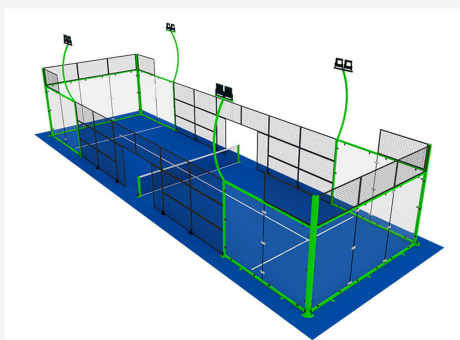
Covered Padel Courts



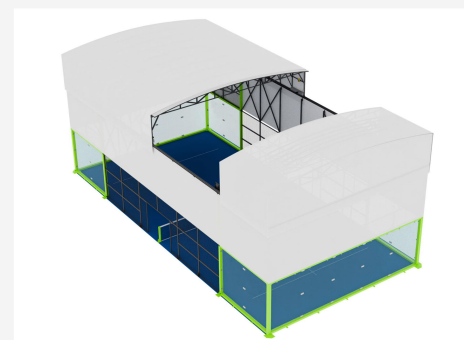
Panoramic Padel Court



Reinforced Higher Underground Roof

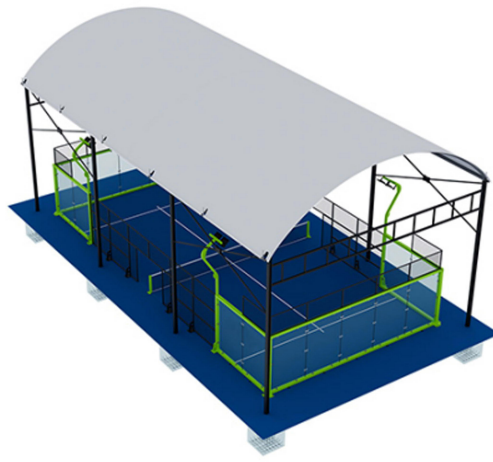


Single Padel Court



Padel Court Electric Canopy

Reinforced-Higher-Underground-Roof



PILLAR	<p>METAL STRUCTURE: Q335 H beam steel PILLARS: 8 pcs of 125*125mm with 8m high HEIGHT: 8m height for side, 10.8m height for top PAINTING: Sandblasted and electrostatic powder coating</p>
ROOF	<p>Double Transparent PVDF-coated with 900g/m² Frame is 0235B profile with size 100*50*3mm and 50*30*1.5mm</p>
INSTALLATION	<p>Underground for pillars / other parts for bolt</p>
APPLICATION	<ol style="list-style-type: none"> 1. Sports Clubs & Private Venues - Attract premium memberships with superior court design. 2. Tournament Facilities - Provide professional-grade play conditions for national and international events. 3. Extreme Climate Locations - Perfect for mountain resorts, snow-prone cities, and high-wind coastal areas.

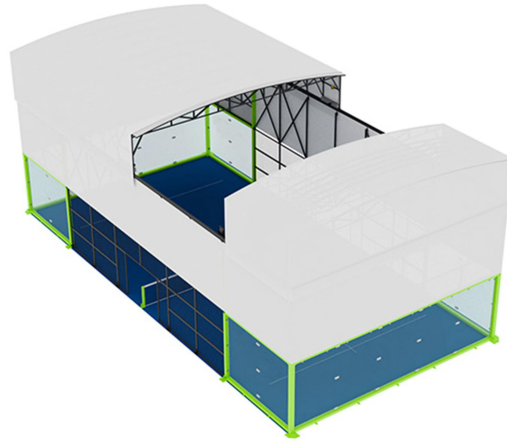
360°Full-Panoramic-Padel-Court



LIGHT POST	<p>4 tubes with 3 meters high, Fitting with trim and tube up to 6 meters, C style for option.</p>
LED LIGHT	<p>4 lighting towers with 8pcs LED light 200W/300Lux/IP65</p>

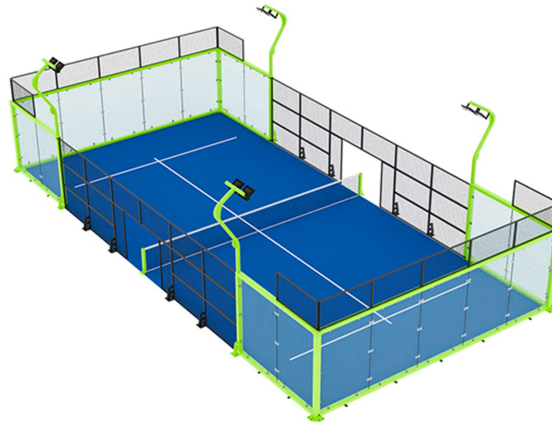
COMPONENTS	Stainless Steel 304, Rubber pad, Bolt, Glass fitting, etc
PILLAR & MESH	<p>PILLAR: 0235B steel square tube without corner pilar, 4pcs light pilars with 100x100x3mm and 8pcs mesh pilars with 100x50x3mm</p> <p>FRAME: 0235B steel square tube 30x50x3mm</p> <p>MESH: 46 pcs mesh with diameter 4mm, mesh distance 50x50mm and framed with curved rod.</p>
TEMPERED GLASS	Tempered glass with 12mm thickness with standard EN12150-2:2004 18pcs of 1996x3000mm
ARTIFICIAL GRASS	<p>BACKING: PP+Net</p> <p>COATING: Latex</p> <p>STANDARD: En14041:2008</p> <p>FILLER: Quartz sand 0.6mm-1.25mm, 10kgs/m², visible fiber 2mm-3mm KDK Monofilament curly grass.</p> <p>HEIGHT: 12mm</p> <p>DENSITY: 52500 stitches/m²</p> <p>GAUGE: 3/16"</p> <p>DTEX: 9000D</p>
NET WITH POLE	<p>NET MATERIAL: Synthetic fiber</p> <p>SIZE: 10 meters long and .88m high at the center, rising to 0.92 meters at the ends, with a maximum tolerance of 0.005 meters.</p>
ADVANTAGE	<ol style="list-style-type: none"> 1. Unmatched Visibility: Enjoy 360° panoramic views with full-glass walls, perfect for spectators. 2. Enhanced Gameplay: Smooth glass surfaces provide consistent ball rebound and minimal interference. 3. Premium Aesthetics: A sleek, modern design elevates any sports facility. 4. Durability & Strength - Built with high-quality tempered glass, ensuring long-term performance. 5. Versatile Installation - Ideal for both indoor and outdoor padel courts.

Padel-Court-Electric-Canopy



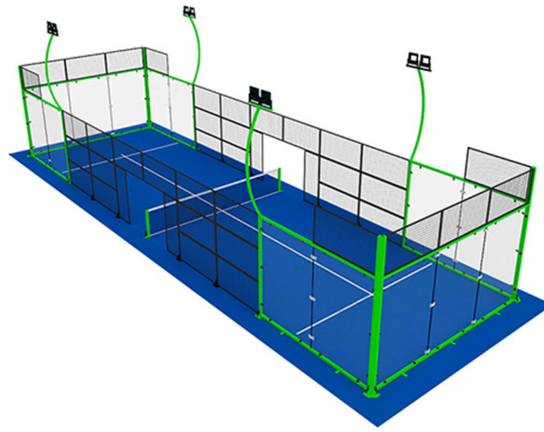
AUTOMATED RETRACTABLE ROOF	<p>A one-touch system for swift and effortless opening and closing, adapting seamlessly to varying weather conditions without manual intervention.</p>
UV-RESISTANT ROOF	<p>Constructed with double-layer PVDF-coated fabric, this roof offers robust weather resistance with a peak height of 8.3m and a side height of 7.5m, providing ample coverage and protection.</p>
EFFICIENT LED LIGHTING	<p>Featuring an IP65 protection rating, eight 200W LED lights not only reduce energy consumption but also maintain a brightness of 300 Lux to enhance visibility during night games.</p>
ROBUST STEEL FRAMEWORK	<p>Crafted from high-grade 0235B steel, the pillars and grid structure ensure exceptional stability and long-lasting durability.</p>
IMPACT-RESISTANT TEMPERED GLASS	<p>Conforming to EN12150-2:2004 standards, the 12mm thick glass is designed to withstand impacts while offering clear sightlines.</p>
HIGH-PERFORMANCE ARTIFICIAL TURF	<p>The turf boasts a density of 52,500 stitches per square meter, with KDK monofilament curled grass and optimal quartz sand infill for fiber protection and enhanced playability.</p>
ACCURATE MIDDLE NET	<p>Measuring 10m in length, with a central height of 0.88m and end heights of 0.92m, and a tolerance of 0.005m, ensuring perfect fairness in competition.</p>
DURABLE SURFACE COATING	<p>Utilizing a zinc coating and electrostatic powder coating method, this treatment boosts corrosion resistance and offers a range of customizable color options to suit individual tastes.</p>
APPLICATION	<p>All-Weather Play: The retractable electric roof allows matches to continue during rain or strong sun.</p> <p>User-Controlled Comfort: Open or close the roof with a remote – simple, fast, and safe.</p> <p>Extended Operating Hours: With lighting and weather protection, clubs can stay open longer and schedule more sessions.</p> <p>Protects the Court Surface: Keeps the flooring dry and in good condition, reducing maintenance costs.</p> <p>Adds a Premium Feature: Offers a luxury touch that attracts high-end players and members.</p>

Panoramic-Padel-Court



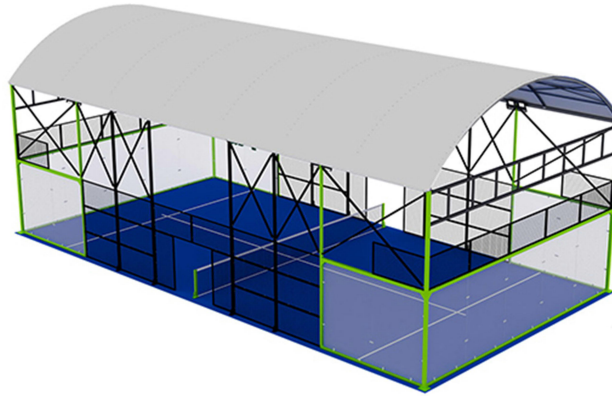
LIGHT POST	4 tubes with 3 meters high, fitting with trim and tube up to 6 meters, Z style and C style for option
LED LIGHT	4 lighting towers with 8pcs / LED light 200W/300Lux/IP65
COMPONENTS	Stainless Steel 304 / Rubber pad / Bolt / Glass fitting,etc
PILLAR& MESH	<p>PILLAR: 0235B steel square tube without corner pillar, 4pcs light pillars with 100*100*3mm and 8pcs mesh pillars with 100x50*3mm</p> <p>FRAME: 0235B steel square tube 30*50*3mm</p> <p>MESH: 46 pcs mesh with diameter 4mm, mesh distance 50*50mm and framed with curved rod.</p>
TEMPERED GLASS	Tempered glass with 12mm thickness with standard TEMPERED GLASS EN12150-2:2004, 18pcs of 1996*3000mm
ARTIFICIAL GRASS	<p>BACKING: PP+Net</p> <p>COATING: Latex</p> <p>STANDARD: En14041:2008</p> <p>FILLER: Quartz sand 01.6mm-1.25mm, 10kgs/m2, visible fiber 2mm-3mm</p> <p>GAUGE:3/16"</p> <p>DTEX:9000D</p>
NET WITH POLE	<p>NET MATERIAL: Synthetic fiber</p> <p>SIZE: 10 meters long and .88m high at the center, rising to 0.92 meters at the ends, with a maximumtolerance of 0.005 meters.</p>
Application	<p>Luxury Resorts & Hotels - For premium guest experiences.</p> <p>Elite Sports Clubs - To attract serious players and host events.</p> <p>Private Homes - A high-end addition for personal training and leisure.</p> <p>Event Venues - Used in professional competitions and showcases.</p> <p>Corporate Spaces - Part of wellness or branding strategies.</p> <p>Panoramic courts aren't just courts - they're a statement of quality.</p>

Single-Padel-Court




LIGHT POST	4 tubes with 3 meters high, fitting with trim and tube up to 6 meters, Z style and C style for option
LED LIGHT	4 lighting towers with 8pcs / LED light 200W/300Lux/IP65
COMPONENTS	Stainless Steel 304 / Rubber pad / Bolt / Glass fitting,etc
PILLAR& MESH	<p>PILLAR:0235B steelsquare tube 4 double pilars 80x60mm making 140140mm with 4m height and other 12pcs pilars with 6080mm with 3m height</p> <p>FRAME: 0235B steel square tube 20*40*3mm</p> <p>MESH: mesh diameter 4mm, mesh distance 50*50mm</p>
TEMPERED GLASS	Tempered glass with 12mm thickness with standard EN12150-2:2004, 18pcs of 1996*3000mm
ARTIFICIAL GRASS	<p>BACKING: PP+Net</p> <p>COATING: Latex</p> <p>STANDARD: En14041:2008</p> <p>FILLER: Quartz sand 01.6mm-1.25mm, 10kgs/m2, visible fiber 2mm-3mm</p> <p>KDK Monofilament curly grass.</p> <p>HEIGHT:12mm</p> <p>DENSITY: 52500 stitches/m2</p> <p>GAUGE:3/16"</p> <p>DTEX:9000D</p>
NET WITH POLE	<p>NET MATERIAL: Synthetic fiber</p> <p>SIZE: 10 meters long and 0.88m high at the center, rising to 0.92 meters at the ends, with a maximum tolerance of 0.005 meters.</p>
ADVANTAGE	<ol style="list-style-type: none"> 1. Smaller footprint - fit for rooftops, basements, and narrow outdoor spaces 2. Lower cost and maintenance 3. Ideal for individual training or coaching 4. Quick installation time

Covered-Padel-Courts



ROOF	Double PVDF-coated with 750g/m ² HEIGHT: Top height for 8.8m, Side height for 6m FRAME: 0235 steel square tube 100*50mm+30*50mm
LED LIGHT	4 lighting towers with 8pcs / LED light 200W/300Lux/IP65
COMPONENTS	Stainless Steel 304 / Rubber pad / Bolt / Glass fitting,etc
PILLAR& MESH	PILLAR: 4 pillars of 100*100*3mm with 6 m high OTHER POST: 8 pillar of 100*50*3mm with 6 m high,4 pillar of 100*50*3mm with 3 m high MESH: 46 pcs mesh 1000*2000mm framed with tube 30*50*3mm, mesh distance: 50*50mm, mesh thickness: 4mm
TEMPERED GLASS	Tempered glass with 12mm thickness with standard EN12150-2:2004, 18pcs of 1996*3000mm
ARTIFICIAL GRASS	KDK Monofilament curly grass HEIGHT:12mm DENSITY: 52500stitches/m ² GAUGE:3/16" DTEX:9000D BACKING: PP+Net COATING: Latex STANDARD: En14041:2008 FILLER: Ouartz sand 01.6mm-1.25mm, 10kgs/m ² , visible fiber 2mm-3mm
NET WITH POLE	NET MATERIAL: Synthetic fiber SIZE: 10 meters long and 0.88m high at the center, rising to 0.92 meters at the ends, with a maximum tolerance of 0.005 meters.
ADVANTAGE	<ol style="list-style-type: none"> 1.Excellent waterproof performance Ensures the roof remains dry in wet or rainy conditions. Suitable for long-term outdoor use, providing protection even in bad weather. 2.High strength and durability Resistant to external loads such as wind pressure and snow, suitable for a variety of climate conditions. Extends the service life of the roof and reduces the cost of frequent replacement. 3. Anti-ultraviolet ability Prevents the shed from aging and fading, maintaining the beauty and functionality of the structure. Provides a shading effect to reduce damage to the site or equipment caused by direct sunlight.

Suspended Platforms for Padel Courts



<p>OUTER FRAME SQUARE TUBE</p>	<p>Dimensions: 150*150*4mm</p>
<p>SUPPORTING LEG</p>	<p>Adjustable height: 70 - 800mm</p>
<p>DESIGN</p>	<p>Heavy-Duty Framework: The core structure consists of a rigid grid made from Hot-dip Galvanized Steel Girders. This framework creates an exceptionally stable and level foundation that can support the full dynamic load of a padel court.</p> <p>All-Terrain Support Mechanism: The system features Adjustable Screwjack Pedestals attached to the grid. These pedestals can compensate for height differences of up to 50cm across uneven ground. Consequently, installers can achieve a perfectly level surface on grass, gravel, sand, or even over existing pools and structures.</p> <p>Professional Playing Surface Base: On top of the steel grid, we install a 20mm thick high-density fiberglass surface layer. This panel provides the ideal “rebound base,” ensuring consistent ball bounce and excellent playability. It also forms a solid, waterproof deck for the artificial turf and glass walls.</p>
<p>ADVANTAGE</p>	<p>Installation without intensive earthworks: No need for complete leveling or permanent foundations, which significantly reduces costs.</p> <p>Self-leveling system: Ensures a perfectly flat surface for an optimal gaming experience, even on uneven floors.</p> <p>Portability: The structure can be assembled and disassembled as needed, making the grounds adaptable to various locations.</p> <p>Adaptability: It can be installed on atypical sites, such as rooftops or beaches, thus expanding the possibilities for clubs and events.</p>

Lawn Colors Available



Blue



Green



Red

Lawn Colors Available




Type-1



Type-2



Type-3



Type-4

Column Production



STEP 01

Hot-Dip Galvanized Steel Pipes



STEP 02

Laser Cutting



STEP 03

Laser Welding



STEP 04

Sandblasting



STEP 05

Powder Coating



STEP 06

Detection

Screen Frame Production



STEP 01

Galvanized Wire



STEP 02

Welded Mesh Panels



STEP 03

Combination Welding



STEP 04

Sandblasting




STEP 05

Power Coating



STEP 06

Detection



STEP 07

Finished

Package & Delivery



PANEL PACKAGE



POST PACKAGE



PADEL COURT DELIEVRY



FEATURES & APPLICATION

FEATURES

✔ Safety

Preventing balls from leaving the field: Cricket is a high-speed sport, and the ball is frequently hit out of the field. The fence needs to effectively prevent the ball from flying out of the playing area, avoiding injury to spectators or other personnel. Therefore, the height of the fence and the tightness of the mesh need to be carefully designed.

Protection: The material and structure of the fence must be able to withstand the impact of the ball, preventing damage to the fence due to high ball speed or impact. The fence needs to be particularly robust at the boundaries or around the bowling area.

No sharp parts: All parts of the fence (such as metal pipes, connectors, etc.) should be designed to be smooth and rounded, without any sharp parts, to prevent injury to people in case of collision.

✔ Durability and Wind Resistance

Durability: Fences usually need to have extremely high durability, able to withstand harsh weather conditions (such as storms, heavy rain, extreme cold or heat) and wear and tear from regular use.

Wind resistance: Since cricket fields are usually open areas, the fence needs to be designed with good wind resistance. Mesh structures are more effective than solid structures in reducing wind pressure, making the fence less likely to collapse or deform due to strong winds.

✔ Aesthetics

Color and Design: The color of the fence is usually coordinated with the surrounding environment or the overall design style of the venue. Common colors include green, black, and silver. Color is not only for aesthetic purposes; certain colors (such as green) can also help reduce the fence's visual interference for spectators.

Simple Design: The fence design is generally simple and modern, without excessive or complex decorations. While focusing on functionality, it also ensures visual neatness and aesthetics.

✔ Environmental Adaptability

Adaptability to Different Climate Conditions: Cricket field fences need to be able to adapt to different climate conditions in different regions. In cold regions, the fence material must be able to withstand low temperatures; in tropical regions, the fence should be able to withstand high temperatures and prolonged sun exposure.

UV Resistance: If the fence uses plastic materials (such as plastic-coated wire mesh), it needs to have UV resistance to prevent material aging and damage caused by prolonged exposure to ultraviolet radiation.

✔ Height and Visibility

Fence height: Depending on the requirements of the playing field, the fence height is usually between 2.5 meters and 5 meters. A high fence can prevent high-speed shots from flying out of the field, but it also needs to be designed so as not to obstruct the view of the spectators. The fence around the perimeter of the field needs to be designed according to the surrounding environment and the viewing experience of the spectators.

Visibility: Fences usually use a mesh structure (such as wire mesh, chain-link fence, etc.) to ensure that spectators have the clearest possible view of the game. Even with a high fence, a highly transparent mesh can prevent excessive obstruction of the view.

✔ Material Selection

Frame material: The frame of the fence is generally made of corrosion-resistant materials such as galvanized steel pipes, stainless steel, or aluminum alloy. These materials ensure the strength and durability of the fence.

Mesh material: The mesh part usually uses wire mesh or chain-link fence. Wire mesh is more common because it provides better load-bearing capacity and durability. The size and thickness of the mesh need to be adjusted according to specific needs. **Corrosion Protection:** Metal parts are often treated with anti-corrosion measures, such as hot-dip galvanizing, electroplating, or applying anti-corrosion coatings, to ensure the fence can withstand prolonged exposure to the elements and prevent rust and corrosion.

✔ Ease of Maintenance

Damage Resistance: The design and material selection of the fence should consider its resistance to damage during daily use. Since cricket field fences are frequently subjected to ball impacts, the fence mesh and frame should be able to withstand repeated impacts without damage.

Cleaning and Repair: The fence should be easy to clean and maintain. Metal parts should not easily accumulate dust, and the mesh should be easy to clean. If damaged, the fence should be easy to repair or replace damaged parts.

✔ Functionality

Preventing Other Objects from Entering the Field: The fence should not only prevent balls from flying out of the field but also prevent other objects from entering the playing area. For example, children, animals, or other objects entering the field may disrupt the game. The fence should have an effective barrier function to prevent unauthorized entry.

Gate and Entrance Design: The fence needs to have appropriately designed gates or entrances to facilitate access for athletes, staff, and security personnel. The gates should be easy and quick to open, but also secure to prevent accidental opening or damage.



FEATURES & APPLICATION

FEATURES



✔ Special Area Design

Boundary and Pitch Protection: Some cricket ground fences may feature special designs in specific areas (such as the pitch or boundary lines) to provide extra protection, ensuring that balls are less likely to be hit out of the playing area while not interfering with the game.

✔ Environmental Friendliness

Material Recycling: With increasing environmental awareness, the materials used for fences may be environmentally friendly or easily recyclable metal materials. This reduces the environmental burden during the construction and maintenance of the grounds.

APPLICATION





ANPING TAILONG
HARDWARE&WIRE MESH PRODUCTS CO.,LTD

+86-133-2318-6988
+86-153-6985-6999

Sales@fence-global.com
Sales@wiremesh-global.com

No.19, Jingsi road,
high-tech-industrialdevelopment
zone, Anping, Hebei, China

WHATSAPP

